

# Week 1



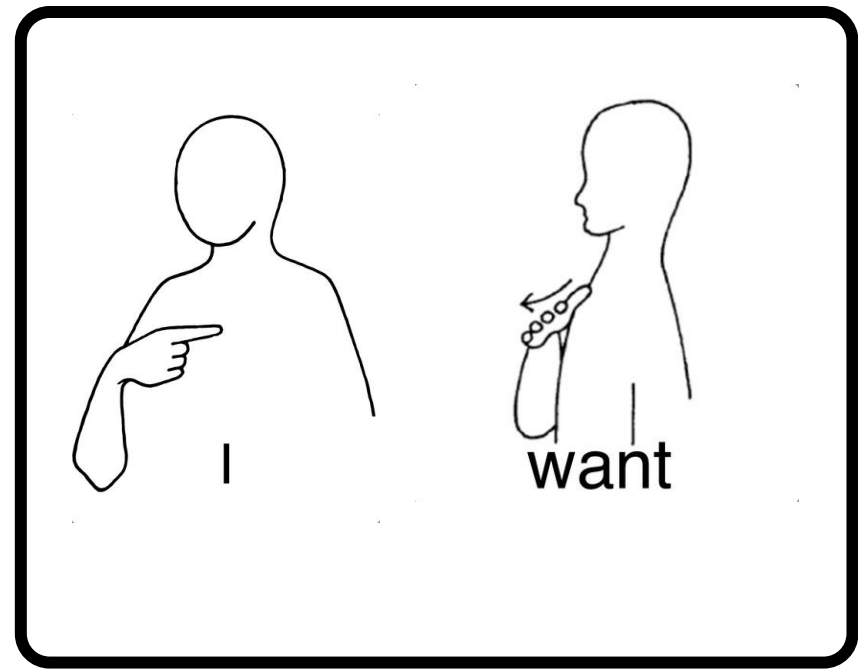

I



want

see it  
sign it

# We are learning
























tap the icon to watch the  
Makaton video



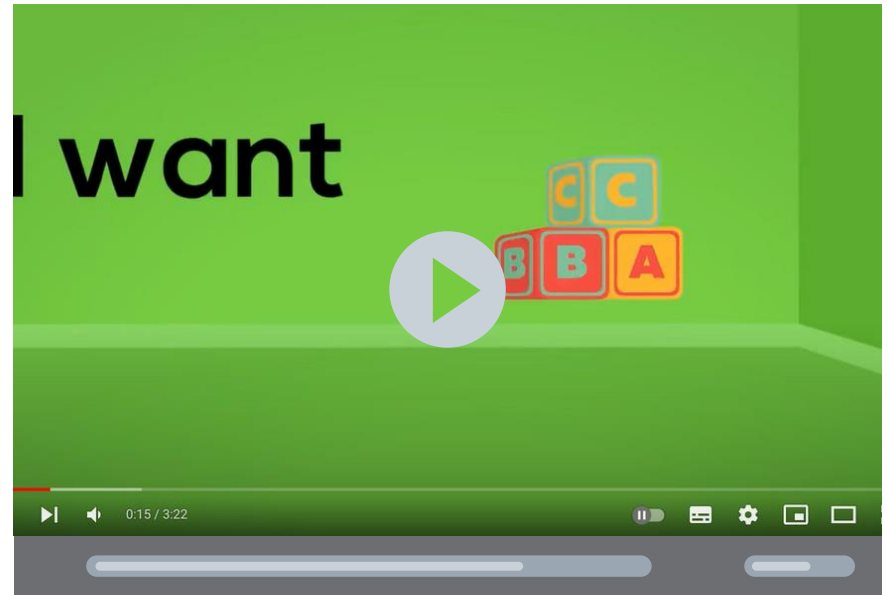
want

# Communication board





 I	 where	 what	 who	 when	 same
 you	 look	 like	 want	 that	 different
 stop	 do	 drink	 eat	 more	 good
 help	 put	 go	 yes	 finish	 not/ no


hear it



watch it



# 'I want' game



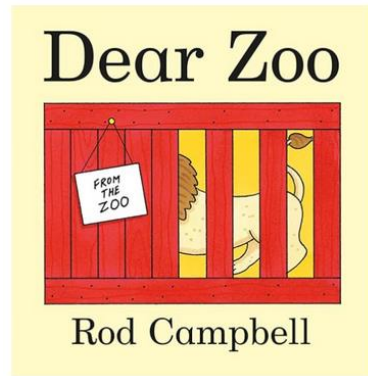
Children to select the item that the children are asking for.  
Adults to read the symbols to model 'I want' core vocabulary.

read it

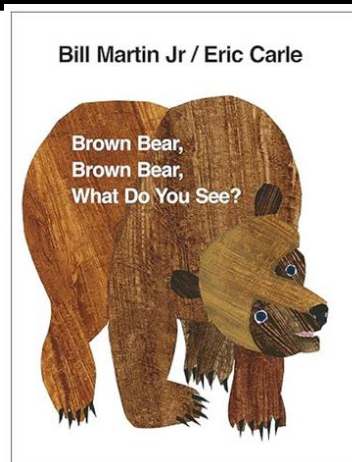
# Story ideas



Dear Zoo, by Rod  
Campbell  
"I sent him back"



Brown Bear, Brown Bear, by  
Eric Carle  
"I see a "



# Activity Ideas

1

- 1. mirrors/reflective toys
- 2. enlarged photos of the class
- 3. favourite bucket toys



2

Mr Crow puppet & food ch  
[EXAMPLE HERE](#)



3

Toy box choosing  
"I want...." use visuals or real objects to represent  
the items to choose from

self  
talk

- I want...
- I don't want...
- I like it
- I don't like it
- I need it
- I feel...
- I did it
- I hear...

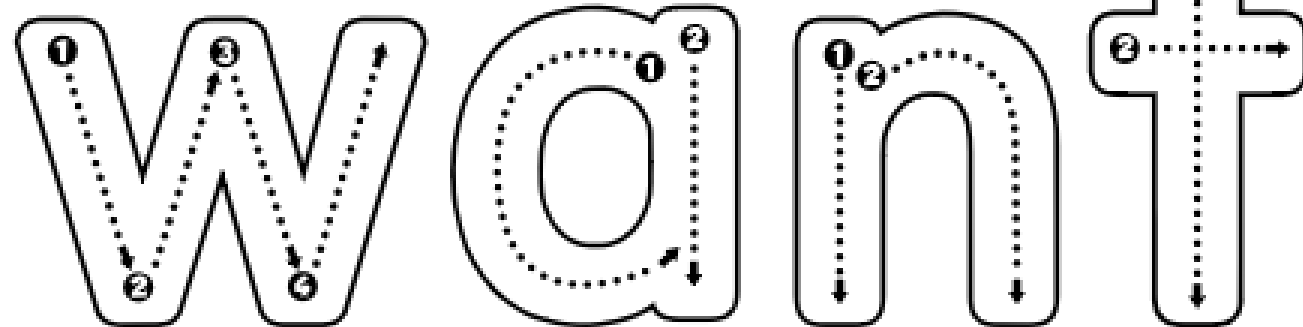
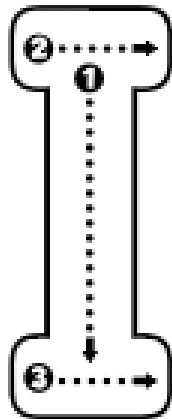


mirrors  
reflective toys  
family or class photos  
"I want" sound buttons  
Their favourite items for free play  
Intensive Interaction



write it

# writing Task



write it.

# writing Task

I want

I

want

I

want

I

want

I

want